



PDHonline Course C301 (3 PDH)

Drill Rig Selection

Instructor: John Huang, Ph.D., PE and John Poullain, PE

2020

PDH Online | PDH Center

5272 Meadow Estates Drive
Fairfax, VA 22030-6658
Phone: 703-988-0088
www.PDHonline.com

An Approved Continuing Education Provider




Figure 7-1. Photograph of an Iwan auger




Figure 7-2. Photograph of the Vicksburg solid and hinged barrel-type augers




Figure 7-3. Photograph of the McCart split barrel-type auger

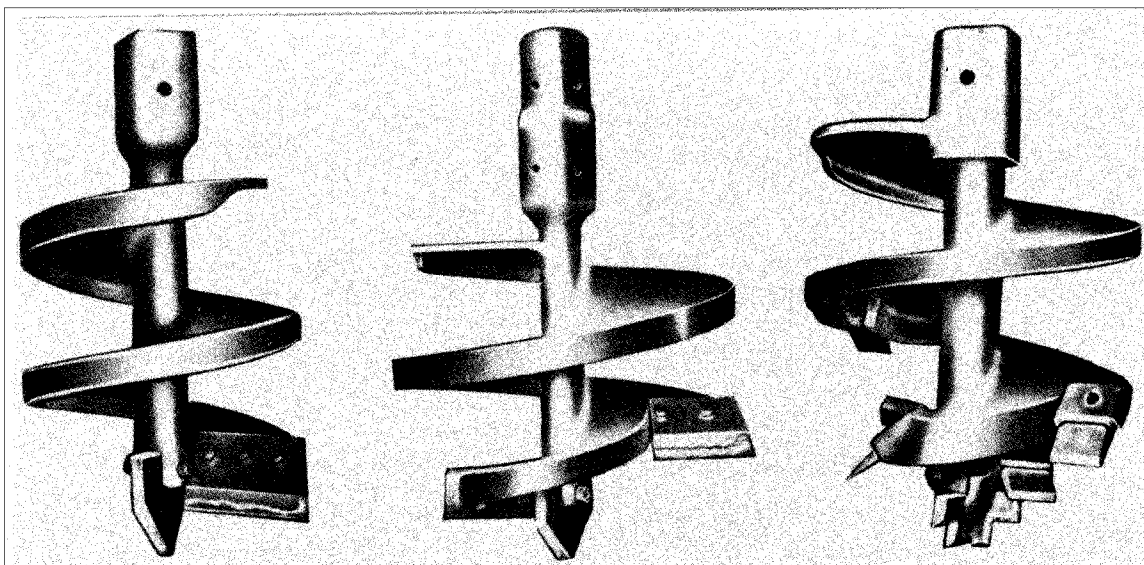


Figure 7-4. Photograph of short-flight solid-stem augers




Figure 7-5. Photograph of segments of a continuous-flight solid-stem auger and a continuous-flight hollow-stem auger

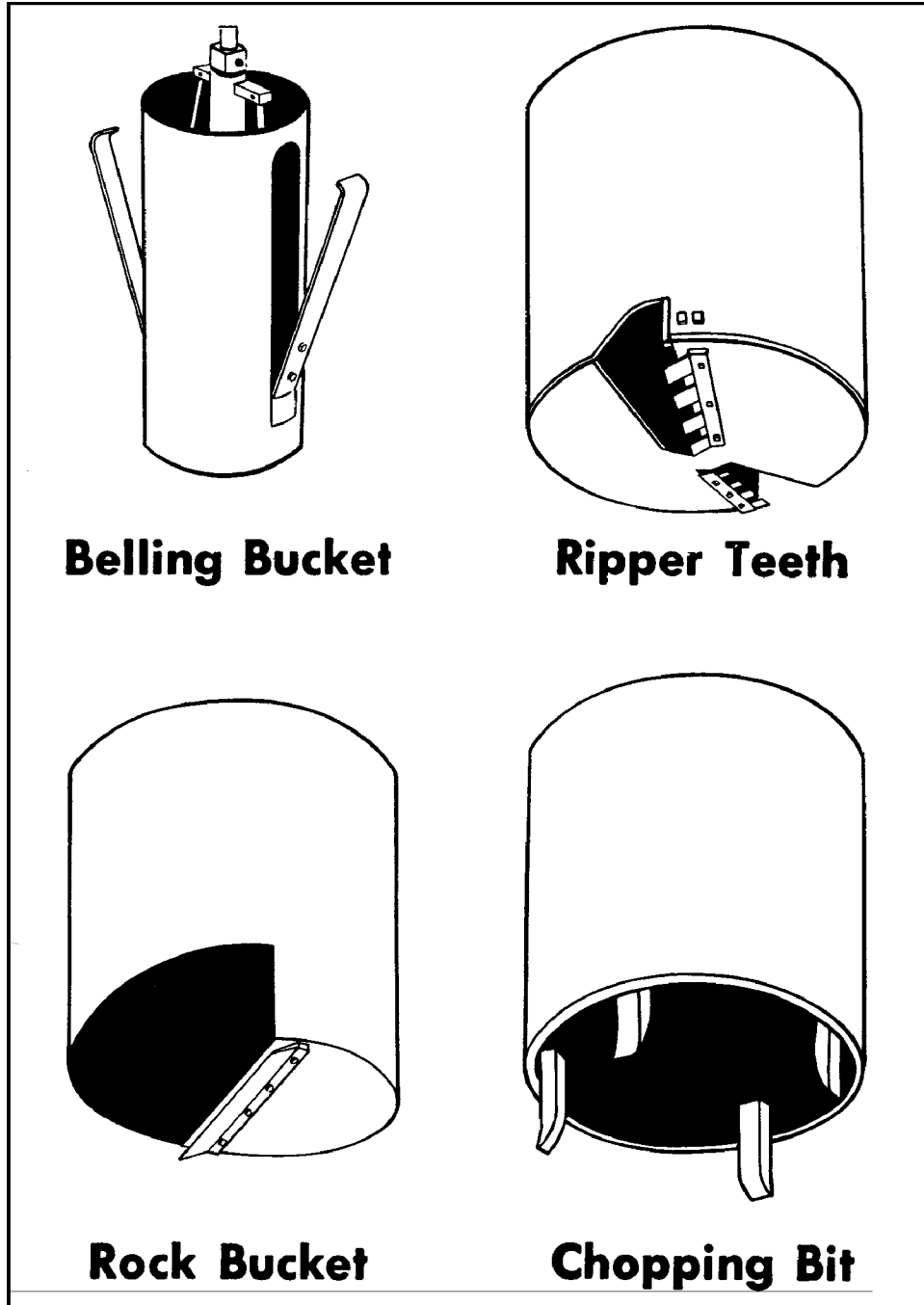
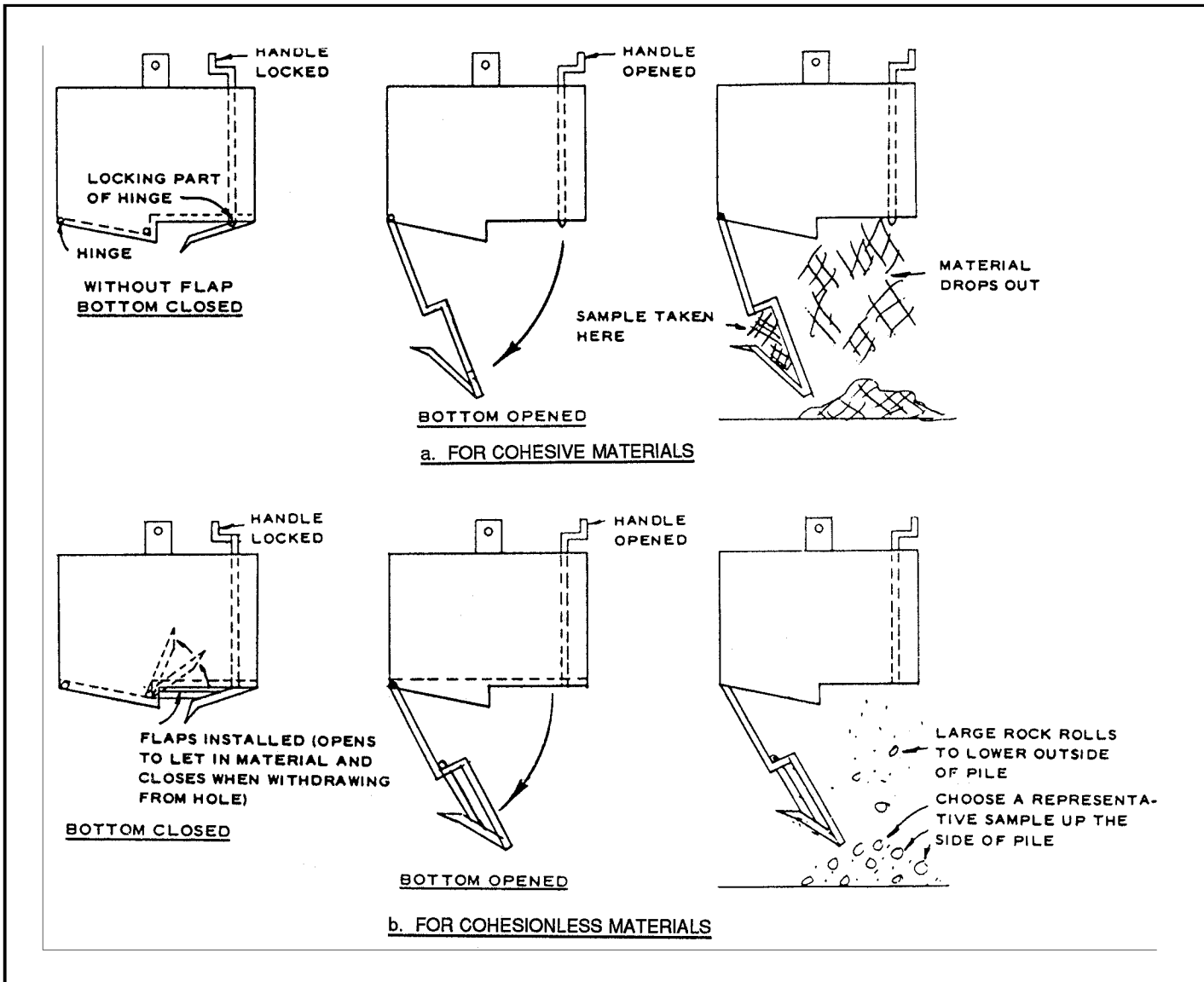


Figure 7-6. Isometric drawing of several types of bucket augers



F-7-9

Figure 7-7. Schematic drawing of hinged drop-bottom buckets which were designed for rapid removal of cohesive or cohesionless soils




Figure 7-8. Photograph of two split-spoon samplers and several sample retainers



Figure 7-9. Photograph of a portable vibratory sampler (after Smith, Dunbar, and Britsch 1986). Note: Safety is a very important consideration for Corps of Engineers projects. Safety items, including hardhats, gloves, safety shoes, protective clothing, and dust or vapor masks, should be worn, as appropriate, for the particular drilling and sampling operation




Figure 7-10. Photograph of a split-spoon sampler with a New Orleans wireline drive hammer